



Rocket League Tier 1 Private Match Instructions

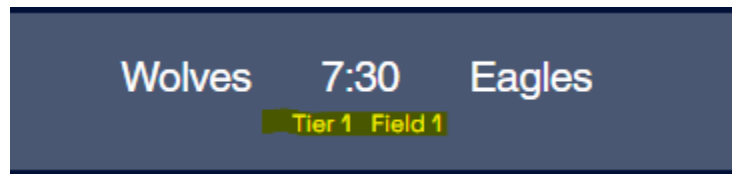
www.ael.gg/rocket-league

Home and Away Captain Check in:

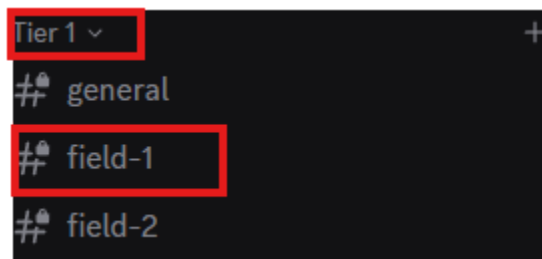
Entering the Discord

- Enter the discord channel at least 5 minutes before the match begins
 - We suggest your entire team does this but only one team member is necessary.
 - Make sure you are in the correct Tier and Field. This is listed in the schedule on the website. (Example below)

AEL Website (SCORES & FIXTURES)



AEL Discord Server

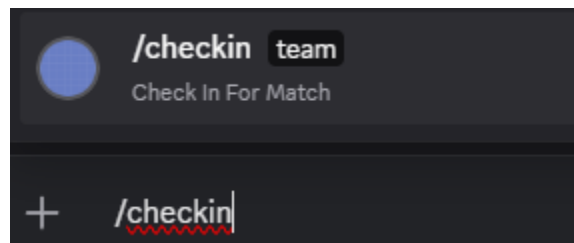


Check In

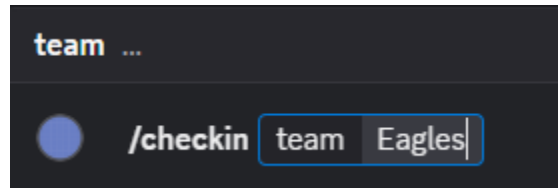
- Join the Rocket League private lobby and have your team join the lobby
Lobby name and password will be posted in the discord channel by an AEL team member.
- Use command **/checkin** on discord to check your team in
 - We suggest the captains do this but it can be done by any member of the team.
 - **/checkin means your team has joined the Rocket League private lobby and you are ready to go.**

How to check in

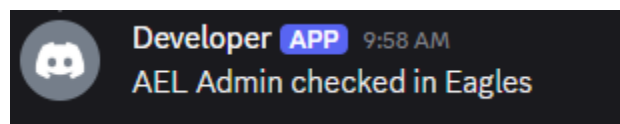
- Type “**/checkin**” into the discord message box and hit **enter**
 - Again make sure you are in the correct Group and Field



- **Input** your team name that you are checking in and hit **enter**.



- Once you hit enter you will see your name checked in your team



- **An AEL team member will start the match once each team has checked in.**
 - If you or a team member does not /checkin within the 5 minute grace period you may be subject to a forfeit. Please read the rules located at ael.gg/rocket-league.